

RIVET & STEP GAUGE

U.S. Patent No. 7,216,441 & Foreign Patents Pending

- Measures panel flush, rivet heights & weld heights
- Ideal tool for the aerospace or auto industry
- Non-Marring
- Converts to measure step height
- Great as a high speed, accurate go no go gauge
- Transfer data to an ASI Datamyte® or LMI Data Collector® or laptop (OPTIONAL)

Rivet Gauge Position



Transforms to a Step Gauge!

MODELS
RIVSG
RIVSG-SPC

Specifications:

RIVET GAUGE STATS (RIVET POSITION)

STEP GAUGE STATS*

Measuring Range:	-6mm to 5mm / -0.23 to 0.19in.
Measuring Range:*	-5mm to 14.0mm
Max Rivet Diameter:	12.7mm / 0.5000in.
Resolution:	0.01mm / 0.0005in.
Accuracy:	± 0.02mm / 0.001in.
Repeatability	0.01mm / 0.0005in.

Basic STEP GAUGE

Specifications:

Measuring Range:	-4.5mm to 12mm
Resolution:	0.01mm
Accuracy:	±0.03mm




MODEL
SG3-LR

ACCESSORIES

Data Hold Button
(FOR SPC MODELS)



USB Data Cable
(FOR SPC MODELS)



APPLICATIONS INCLUDE

Aerospace


- External body panels
- Composite panels
- Doors, hatches and other openings
- Carbon fibre layering
- Measurements to jigs and fixtures

Automotive

- Final assembly / painted vehicles
- Body in white / unpainted vehicles
- Ring gauges and checker blocks
- Dashboards, consoles, plastic trim
- Weld heights

CUSTOM GAUGES

Many of the gauges we produce are customized per our customers' request. We welcome these orders.



- Gap
- Flush
- Step
- Mismatch
- Fasteners & Rivets
- Weld Heights
- Seals



Providing industries
with accurate, high quality,
and cost effective
measuring solutions



Gap & Step Gauge

- Gap
- Flush
- Step
- Mismatch
- Fasteners & Rivets
- Weld Heights
- Seals

B-SQUARED INSTRUMENTS, LLC
1395 Primrose Lane DeWitt, Michigan 48820
Toll-Free 800-337-7140
Tel: (517) 256-6124
Fax: (480) 275-3902
E-mail: sales@stepgauge.com

www.stepgauge.com

B-SQUARED INSTRUMENTS, LLC
DeWitt, Michigan 48820
Toll-Free 800-337-7140
Tel: (517) 256-6124

www.stepgauge.com

CHECK FIXTURE MINI

U.S. Patent No. 7,216,441 & Foreign Patents Pending

- Designed 40mm shorter for use with checking fixtures
- Includes extra base and replaceable contact points
- Measures gap and flush
- Stable on flat or uneven surfaces
- LMI gauge replacement
- One hand operation
- Non-Marring
- Data transfer (OPTIONAL)



MODELS
CFM-095
CFM-095-SPC

Specifications:

Flush Measuring Range: -6mm to 6mm
 Gap Measuring Range: 1mm to 12mm
 Resolution: 0.01mm / 0.0005in.

ORIGINAL STEP GAUGE

U.S. Patent No. 7,216,441 & Foreign Patents Pending

- Measure checking fixture flushness
- Measure panel to panel flushness
- Stable on uneven or curved surfaces
- Left & Right hand adjustable arms
- Data transfer (OPTIONAL)



MODELS
NMSG2-LR
NMSG2-LR-SPC

Specifications:

Measuring Range: -5.5mm to +14mm
 -0.217in. to 0.551in.
 Resolution: 0.01mm / 0.0005in.
 Accuracy: ±0.02mm / 0.001in.
 Repeatability: 0.01mm / 0.0005in.

GAP & STEP GAUGE

U.S. Patent No. 7,216,441 & Foreign Patents Pending



MODELS
GAPSG2
GAPSG2-SPC

The ideal tool for measuring both flush and gap with one hand. The innovative new design allows the user to zero out for both gap and flush simultaneously.

- Measure panel to panel gap
- Measure panel to panel flush
- 3 flush measuring arms included
- Stable on uneven or curved surfaces
- Non-Marring
- Data transfer (OPTIONAL)

Specifications:

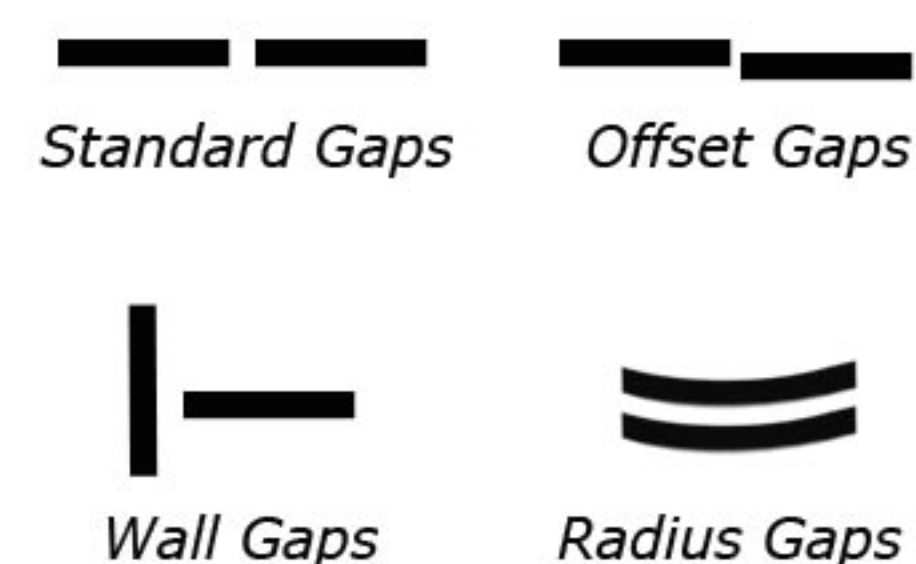
Gap Measuring Range: 1.00mm to 23mm
 0.0395in. to 0.906in.
 Flush Measuring Range: -6.00mm to +23mm
 -0.2360in to +0.906in.
 Resolution: 0.01mm / 0.0005in.
 Accuracy: ±0.02mm / 0.001in.
 Repeatability: 0.01mm / 0.0005in.

INTERIOR GAP & STEP

U.S. Patent No. 7,216,441 & Foreign Patents Pending

- For gaps under 1mm
- Non-Marring flush
- Data transfer (OPTIONAL)

Measures



MODELS
IGSG
IGSG-SPC

Specifications:


Gap Measuring Range: 0.3mm to 10.00mm
 Step Measuring Range: -5.0mm to 5.0mm
 Resolution: 0.01mm
 Accuracy: ± 0.02mm
 Repeatability: 0.01mm

B² GRIPGAUGE

Patent Pending

- Ideal for measuring grip length with one hand
- Allows the user to read hole depth in the grip length format from Grip1 to Grip16

GRIP-STND DIAL FACE*



SECTION VIEW OF FUSALAGE

- Ergonomic design for measurements at any angle
- Durable construction for manufacturing environments
- Vibrant, easy to read dial marked in grip length*
- Hardened measuring probe is flex resistant
- Color coordinated scale indicates inner and outer portions of the dial*

GRIP-STND*



GRIP-STND-DIGI

(Digital model reads in inch, metric or grip length)



Specifications:

Depth Measuring Range: 0 to 1.0000in. / 25.4mm
 Grip 1 to Grip 16*
 Min/Max Hole Diameter: 0.1875in. to 1.0000in.
 4.76mm to 25.4mm.
 Resolution: 0.02mm / 0.001in. 1/64in.*